


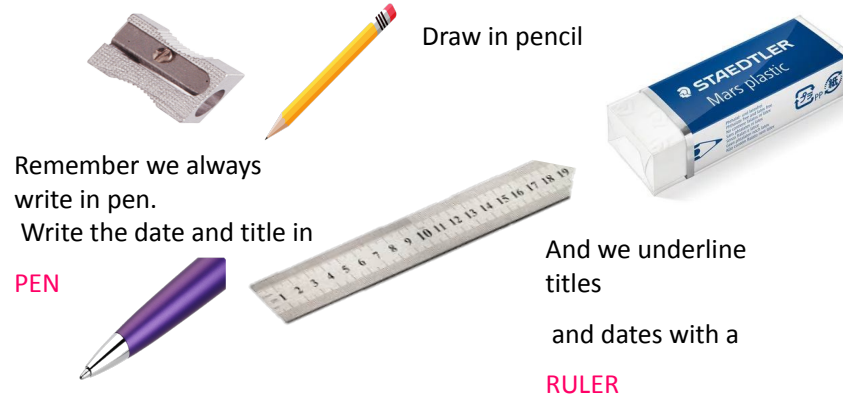
## GETTING STARTED; Baseline Activity

- ★ We will do a **baseline activity**. This is your starting point for the year.
- ★ This will help assess where you are now and what you understand and can remember so that your teacher can assess what you need to learn in order to achieve your best.
- ★ When you finish each project you can then see your learning journey from where you started and how much you have improved to the final outcome
- ★ Your teachers will help and guide you by giving you feedback in class and by marking your work and giving you **written and/or verbal feedback**.
- ★ You will learn how to identify what you have done well on and what you need to improve on.



**Tone-** How light or dark a colour appears

## The equipment you will need ..



Draw in pencil

Remember we always write in pen.

Write the date and title in

**PEN**

And we underline titles

and dates with a

**RULER**



**Recording** –drawing or photography from observation.  
The subject is in front of you.

## 3D Shapes



In the first half term we will learn about how to shade using different pencils. We will look at gradient shading, use of tone and the formal elements of art. We will experiment with 3D shapes and improve our drawing.

## KNOWLEDGE ORGANISER Year 7 HT 1



**Gradient Shading-** a smooth blend of shades from light to dark